

HeatGuard

Description

RMC's *HeatGuard* is a tempering valve that mixes hot water with cold water to deliver tempered water at a constant temperature throughout an entire house, building or system.

HeatGuard is suitable for tempering the hot water supply to sanitary devices intended for personal hygiene purposes, where outlet temperature must not exceed a maximum of 50°C.

HeatGuard is compatible with most storage water heaters.

HeatGuard is available in 15 mm and 20 mm configurations.



Features and Benefits

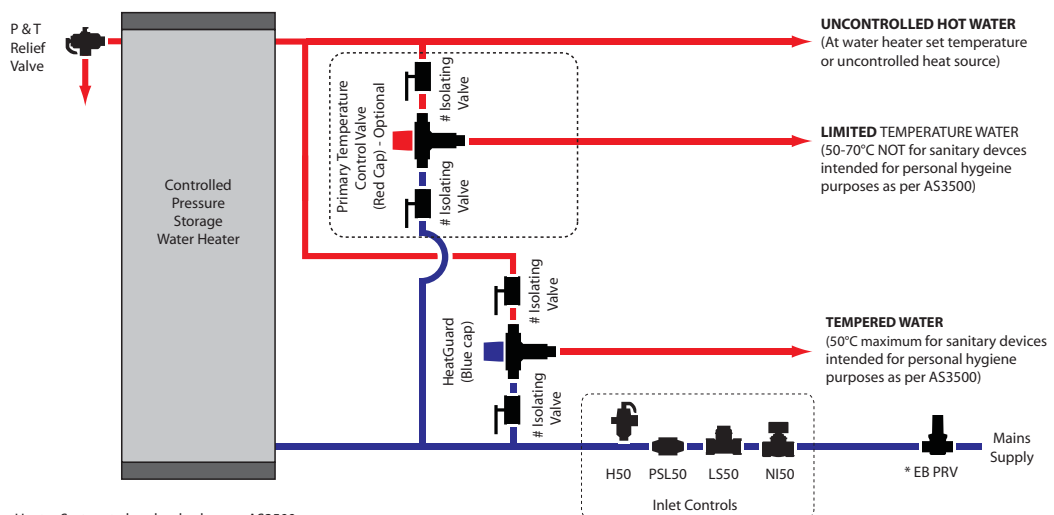
- ❖ Union connections
 - » Valve easy to install and easy to remove for servicing of strainers
- ❖ Performance
 - » More accurate control of outlet temperature – safer installations
- ❖ Strainers upstream of check valves
 - » Protects valve and check valves from impurities in the water supply
- ❖ Tamper-proof adjustment
 - » Special adjuster key eliminates chances of accidental adjustment
- ❖ Dezincification resistant
 - » Meets Australian Standard for potable water supply
- ❖ Individually tested and calibrated
 - » Every valve is tested to ensure higher quality and performance

Application

RMC's *HeatGuard* is a tempering valve for use in hot water distribution systems. Fitting the valve at the hot water source ensures the delivery of constant temperature hot water throughout the system.

DO NOT USE on steam supplied systems.

For Controlled Pressure Water Heater: Domestic Building Valve fitted at the Heater



Heater System to be plumbed as per AS3500 and manufacturer's instructions.
Drain lines where required by AS3500 must comply with AS3500.

Optional, recommended for ease of maintenance, should be a full flow ball valve.
* Installing a PRV at the boundary is recommended to regulate downstream pressure and is mandated in some states. Consult local water authorities for further information.

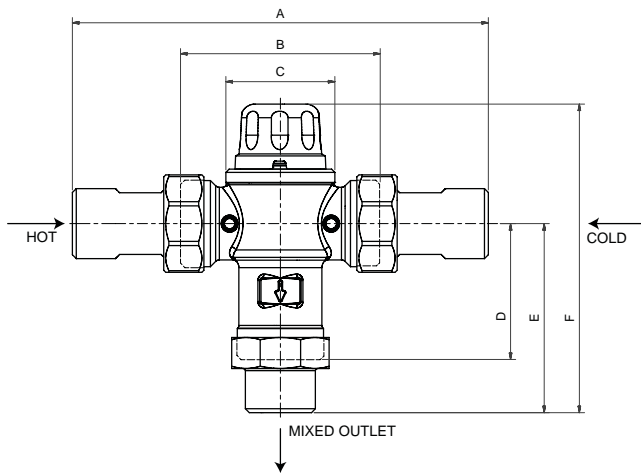
HeatGuard

Specification

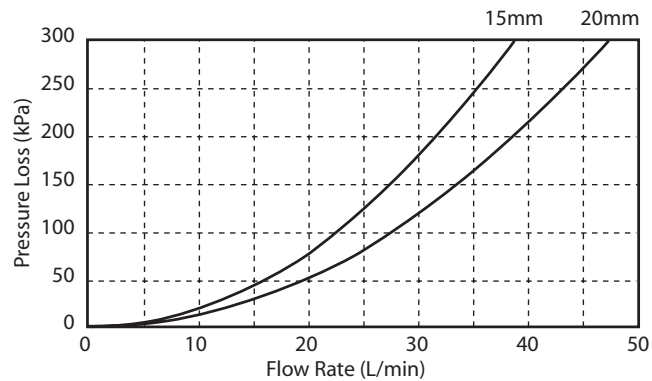
Cold water supply temperature:	5° C - 30° C
Hot water supply temperature:	60° C - 90° C ¹
Optimum outlet temperature range:	40 C – 50° C ²
Set temperature:	Must be commissioned on site to achieve desired outlet temperature
Accuracy of outlet temperature:	±3° C - tested to AS4032.2 between 40° C and 50° C
Minimum temperature differential: (Between hot supply and outlet temperature)	15° C ³
Supply pressure, static:	1600 kPa maximum
Supply pressure imbalance, dynamic: (At time of commissioning)	2 : 1 maximum ⁴
Maximum permitted pressure variation in either supply, in order to control outlet temperature to ±3° C: (From supply pressure at commissioning)	±10% maximum ^{5,6}
Minimum flow rate:	4 litres/min.
Fittings Supplied	Male BSP Thread

Notes:

- AS3500.4.2 Clause 1.6 requires the minimum hot water storage temperature to be 60° C.
- For applications outside the requirements of AS3500 and AS4032.2, it is possible to set the valve as high as 55° C or as low as 35° C, depending on site conditions
- This is the minimum difference required to ensure shut-off of outlet flow in the event of cold supply failure in accordance with AS4032.2, providing the valve is set between 40° C and 50° C.
- The maximum permitted ratio of supply pressures, under dynamic (flow) conditions. For optimum performance it is recommended that the hot and cold pressures at commissioning are as close as possible to equal.
- The maximum permitted variation in either supply pressure from the pressure at commissioning in order to control the outlet temperature to ±3° C.



Flow Characteristics



Materials

Body:	Forged brass
Internal Components:	DZR Brass
Seals:	Viton
Springs:	Stainless steel
Piston:	Polysulphone
Fittings:	DZR brass
Strainers:	Stainless Steel
Non-return Cartridges:	Acetal

Dimensions

Model	A	B	C	D	E	F
HeatGuard 15	144	74	42	-	62.5	109
HeatGuard 20	160	77	42	52	73	119

Catalogue Numbers

Model	Catalogue Number
HeatGuard 15	MIX11009
HeatGuard 20	MIX11012