

APEX[®] VALVES

LV32-32mm Limiting Valve

APPLICATION

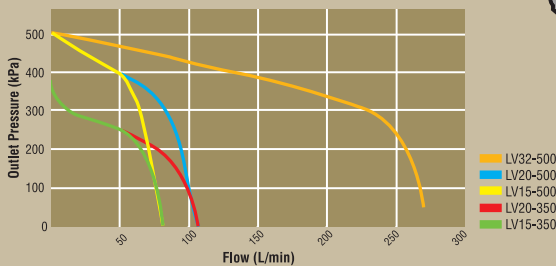
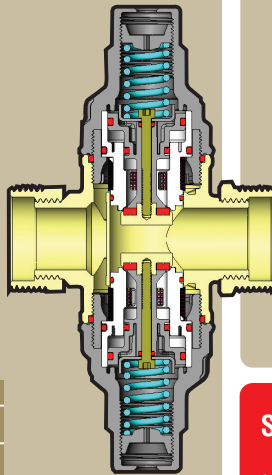
For extremely high flow, high demand mains pressure systems e.g. large homes, multi storey apartments and commercial applications.

FEATURES/BENEFITS

- Forged, high quality, corrosion resistant, DR brass body
- Extremely high flow rates- up to 250 litres a minute
- Pressure compensated to give constant outlet pressure regardless of inlet pressure
- Twin adjustable (200- 600 kPa), removable cartridges for easy servicing
- All valve seats are contained in the cartridges - no need to remove valve body from system
- Can be installed in any orientation, for external application a cap is provided to protect cartridge

SPECIFICATIONS

- Inlet 32mm, 1 1/4" BSP(male)
- Outlet 32mm, 1 1/4" BSP(male)
- DR forged body
- Length 110mm
- Height 190mm
- Maximum inlet pressure 2000 kPa
- Maximum inlet temperature 65° C
- Twin, integral 60 mesh (250 micron) strainers



Quality System
Quality Endorsed Company
ISO 9001
Licence 4886

NEW



STANDARDS

- Complies with NZ building code G12 (2001)
- Complies with NZS 4608
- Cartridges Watermark approved to AS1357.2 Lic. No. WMKA02596

MANUFACTURED BY:


APEX[®]
VALVES

Rosebank, Auckland
New Zealand
www.apexvalves.co.nz
0800 500 484

DISTRIBUTED BY: New Zealand

Hydroflow
Distributors Ltd

North Island:
P.O. Box 33780, Takapuna, Auckland. Ph 09-415 5585, Fax 09-415 6150
South Island :
P.O. Box 4419, Christchurch. Ph 03-341 1048, Fax 03-341 1098
www.hydroflow.co.nz



APEX[®] VALVES

CONNECTING SERVICE WITH QUALITY